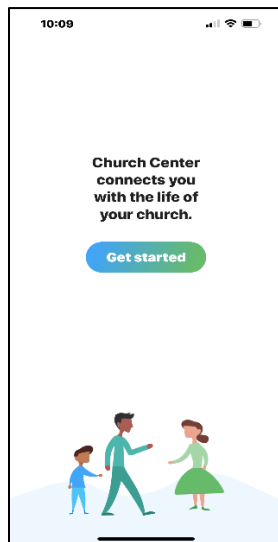


Registering for Religious Education Classes

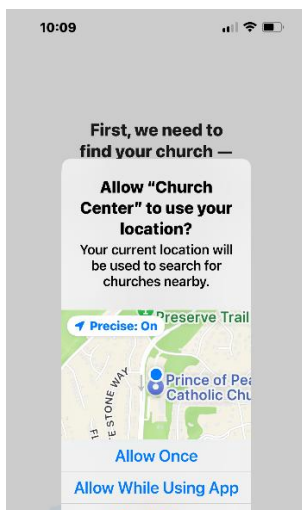
1. Download the free Church Center App




2. Open the App
Click "Get Started"



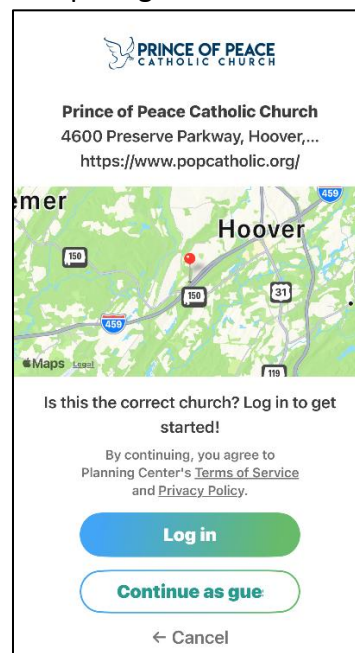
3. Choose if you prefer to allow Church Center to use your location or would rather search manually for Prince of Peace Catholic Church.



4. Search for and select "Prince of Peace Catholic Church". Be certain to select your preferred language, English or Spanish.



5. Tap "Login".



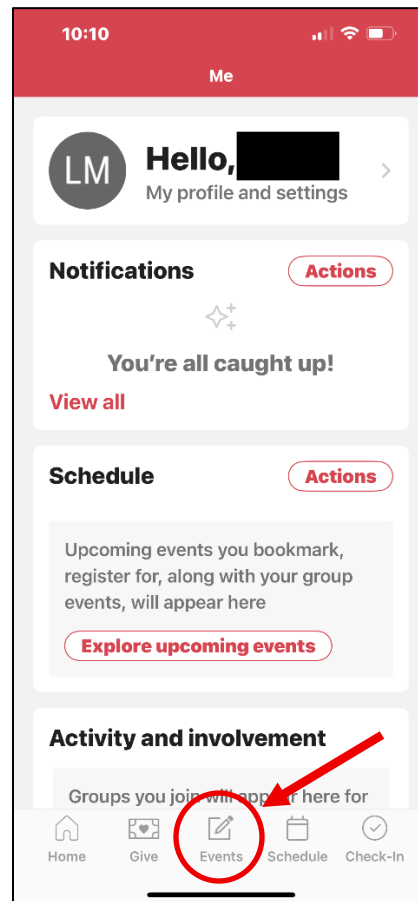
6. Enter your cell phone number. This must match your cell phone you used to register in the parish.

7. You will receive a **verification code** at the given cell number. If you do not receive a code, the phone number may not match our records. Please email churchcenter@popcatholic.org

8. Once you have entered the verification code you will see a screen with all family members listed. **Select your name** to complete the login and access your profile.


9. Decide if you want to receive Notifications. You can change these settings later.

10. Tap “Events” at the bottom of the page.



11. Scroll down to find the PSR/Icon. Click and register!

English



Spanish

